



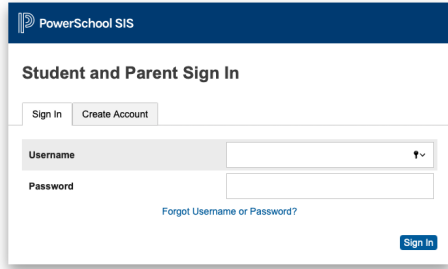
Amherst County Public Schools

VAAS- Step-by-Step

How to access Student Assessment Summaries on Parent Portal

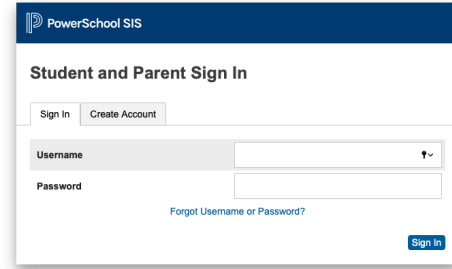
Step 1

Visit your parent portal account




Step 2

Log in using your username and password.



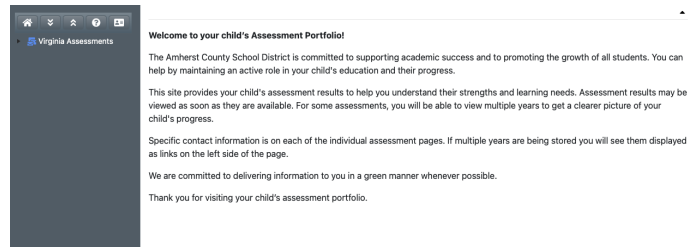
Step 3

On the bottom left side of your screen you will see access to a student portfolio.



Step 4

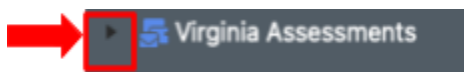
This will direct you to your students' assessment portfolio .




Step 5

Click on the black arrow to the left of Virginia Assessments to reveal additional reports.

First

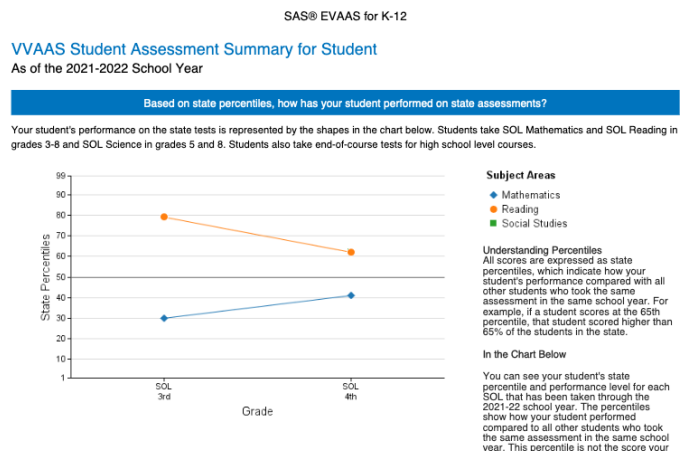


Then



Step 6

By clicking on VVAAS Summary 2022-2023 your students' report should appear.



Step 7

Access additional resources on how to read and understand this report [here](#).

Understanding the Student Assessment Summary Report

Understanding the Student Assessment Summary Report provides an explanation of the following items:

- What does the line graph show?
- What does the chart explain about your student's SOL test performance?
- What patterns should I see while viewing the report?
- What are the next steps I could take if I have questions?



Read the Understanding the Report Document



Watch the Understanding the Student Assessment Summary Report Video

FAQ about the Student Assessment Summary Report

The FAQ document provides answers to the following questions:

- Why did my student not receive a Student Assessment Summary?
- What test results are included on the Student Assessment Summary?
- What tests are included in the report?
- What are performance levels and what do they mean?
- What trends in my student's test results may be a reason to contact the school?
- Does this report indicate if your student is on track to graduate?
- I have more than one student and they earned the same scale score on the SOL, why is the state percentile different?

If you have any additional questions, please contact your school principal.